

Oxfordshire GP Practice NHS Health Check Activity Dashboard  
Quarter 4 - 2015/16



PPA Code X - Practice Y

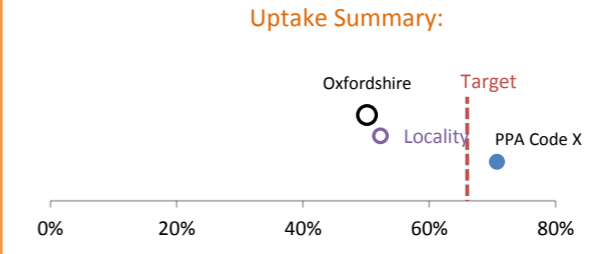
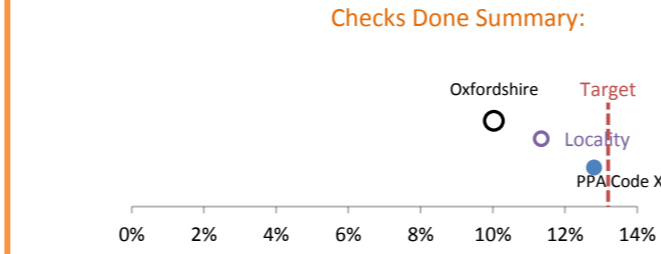
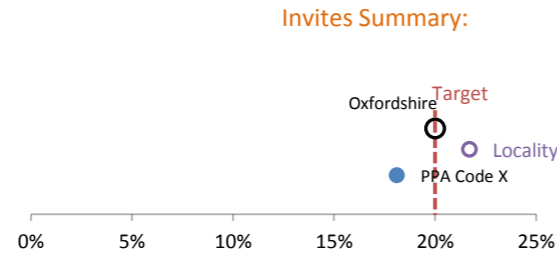
Cumulative Performance

Eligible population for the year: 4,668	No. of patients		% of patients		Number under/over target	Your Locality	Oxfordshire
	Target	Activity	Target	Perf %			
Invites	934	845	20%	18.1%	89	21.7%	20.0%
Checks Done	616	598	13.2%	12.8%	18	11.3%	10.0%
Uptake %			66%	70.8%		52.3%	50.2%

Cumulative Performance - Practice Ranking

Against Your Locality (Out of X practice(s))	Against Oxfordshire (Out of X practice(s))
Checks Done	4th / 17th

Cumulative Performance Comparison Chart



Payment due for Cumulative NHS Health Check Invites

Your practice invited %	18.1%
Target achieved so invites paid @ £X.XX per invite	£X.XX

Payment due for NHS Health Check Uptakes

Paid @ £X.XX per Check for Quarter 4	£X.XX
Bonus payment (based on year end uptake %)	£X.XX

Cumulative Data Compliance % (based on Read Code entries ±28 days from completion of NHS Health Check)

	%	Oxfordshire
Invited	100%	95.7%
Ethnicity	99.2%	95.6%
Height	99.5%	92.8%
Weight	100%	96.9%
BMI	100%	97.2%
Blood Pressure	99.5%	93.6%

	%	Oxfordshire
Cholesterol	99.3%	96.8%
Smoking Status	99.2%	95.5%
GPPAQ	99.2%	93.6%
AUDIT-C	99.3%	85.0%
Dementia Awareness (if 65+)	51.5%	82.6%
QRisk2 Score	100%	89.5%



Supported by:  
**NHS**  
South, Central and West  
Commissioning Support Unit